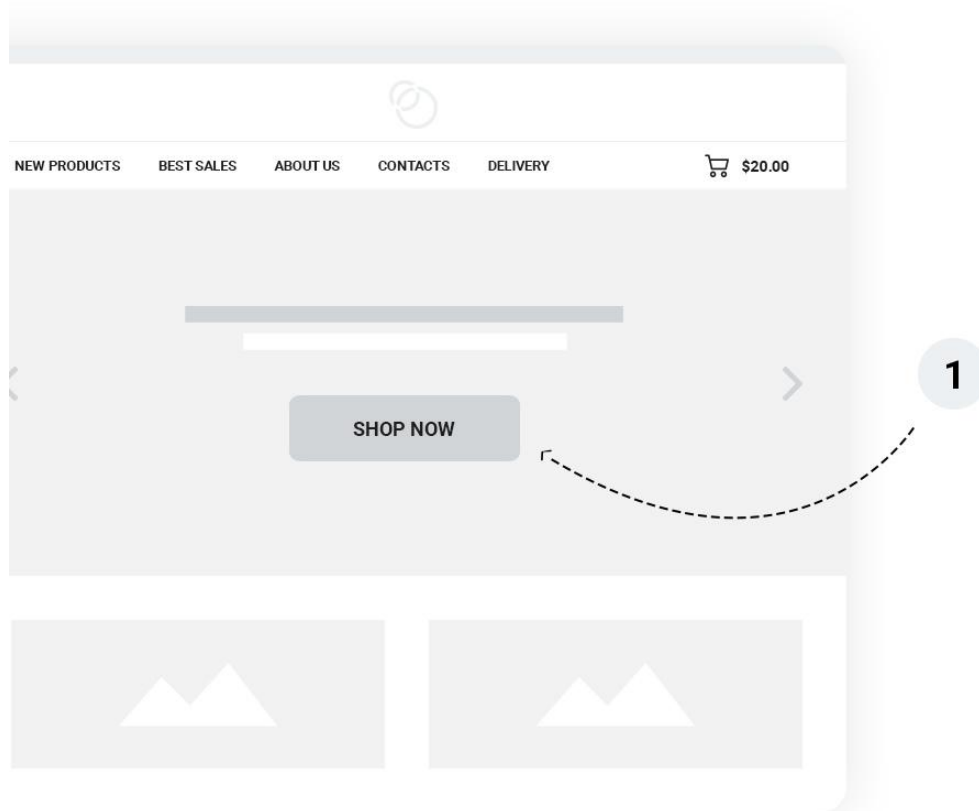


## Translations FAQ

1. [Slider "Shop now" button](#)
2. ["Shop now", "Learn more" on banners](#)
3. [Blog on the main and blog pages](#)
4. ["Size Guide", "Hurry up! Only 900 item\(s\) left in Stock!", "REAL TIME: Visitor right now" on the product page](#)
5. [Newsletter form text](#)
6. ["New arrival", "Best seller", "Special"](#)
7. [Tax included](#)
8. [New, On sale, Online only](#)

## Slider "Shop now" button



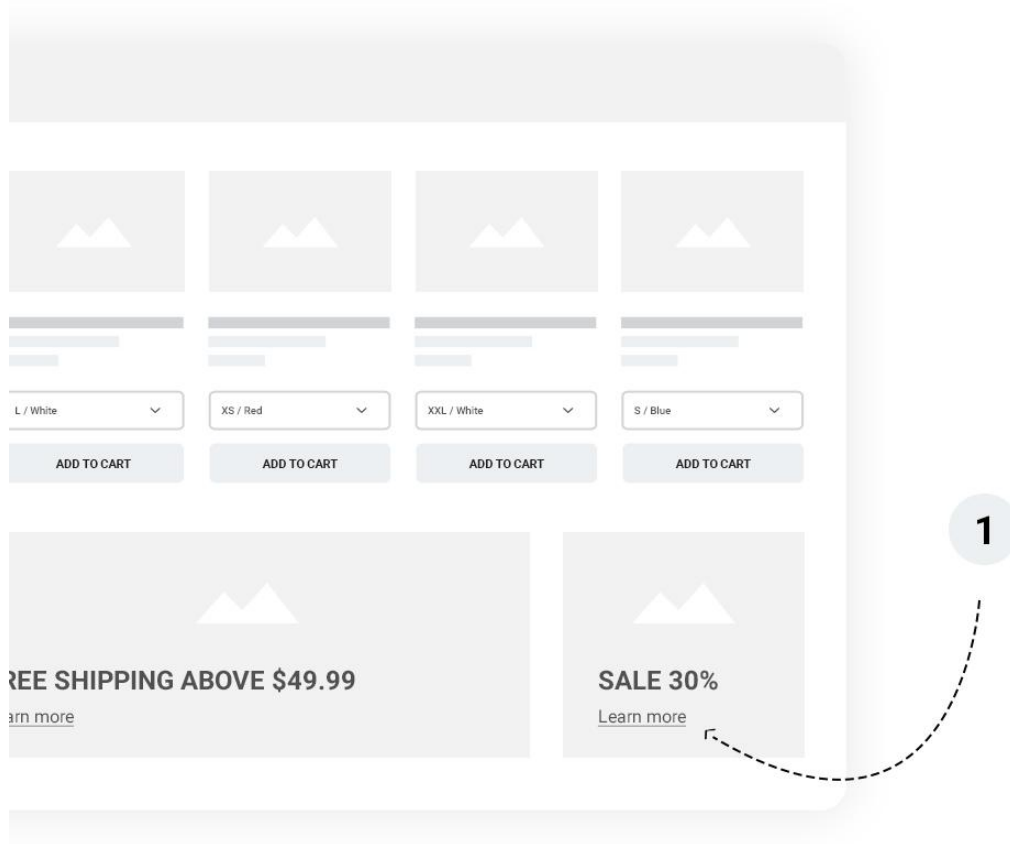
Open the menu on the left bar: [International / Translations](#).

Select the following type of translation of the [Modify translations](#) form: [Type of translation](#) :

- Installed modules translations
- Select your module: AN Theme Blocks
- Select your language: the language you want to change the button text or make a translation for

On the next page find the required expression and fill in the text in the appropriate field, then save.

## "Shop now", "Learn more" on banners



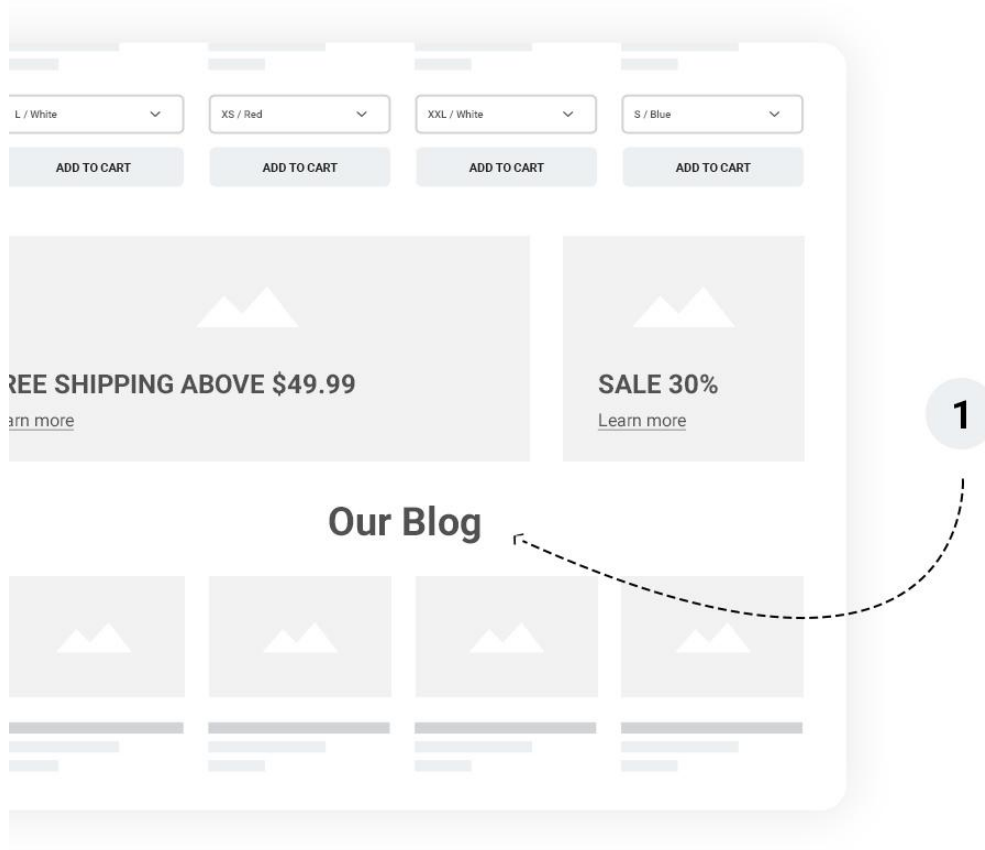
Open the menu on the left bar: [International / Translations](#)

Select the following type of translation of the [Modify translations](#) form: [Type of translation](#) :

- Installed modules translations
- Select your module: [AN Theme Blocks](#)
- Select your language: the language you want to change the button text or make a translation for

On the next page find the required expression and fill in the text in the appropriate field, then save.

## Blog on the main and blog pages



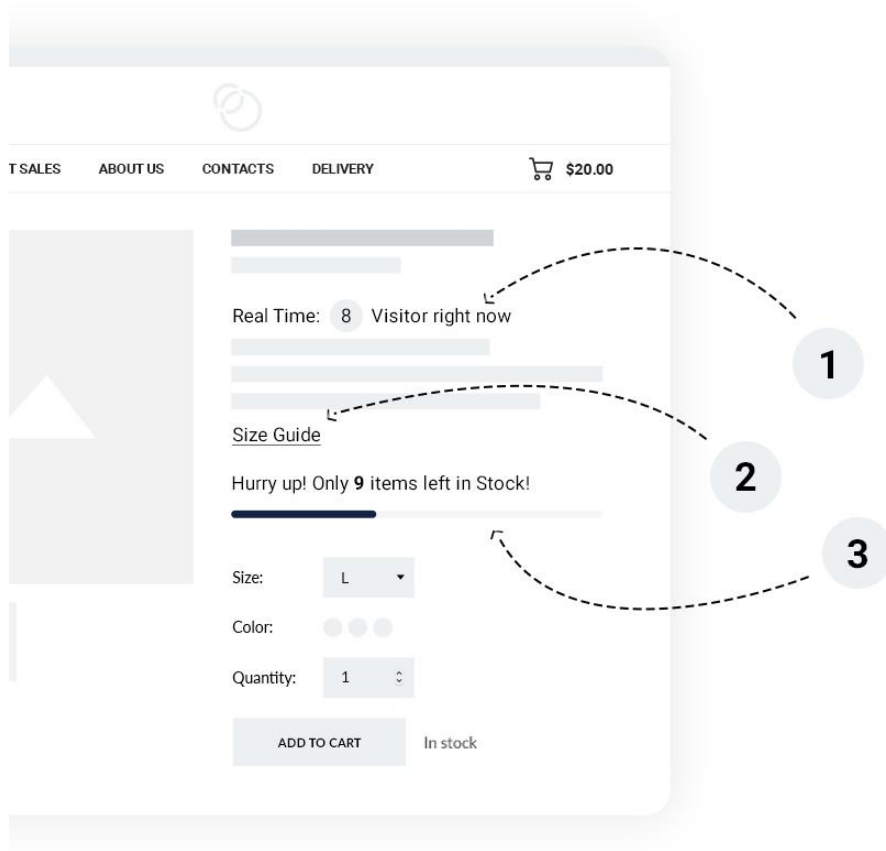
Open the menu on the left bar: [International / Translations](#)

Select the following type of translation of the [Modify translations](#) form: [Type of translation](#) :

- Installed modules translations
- Select your module: [AN Blog Management](#)
- Select your language: the language you want to change the button text or make a translation for

On the next page find the required expression and fill in the text in the appropriate field, then save.

## "Size Guide", "Hurry up! Only 900 item(s) left in Stock!", "REAL TIME: Visitor right now" on the product page



Open the menu on the left bar: [International / Translations](#).

Select the following type of translation of the [Modify translations](#) form: [Type of translation](#) :

1,2:

- Installed modules translations
- Select your module: [AN Theme Blocks](#)
- Select your language: the language you want to change the button text or make a translation for

3:

- Installed modules translations
- Select your module: [AN Hurry up](#)
- Select your language: the language you want to change the button text or make a translation for

On the next page find the required expression and fill in the text in the appropriate field, then save.

## Newsletter form text

The image shows a newsletter form with the following elements:

- 1** Points to the **Newsletter** title.
- 2** Points to the email input field.

Subscribe to mailing list to receive updates on new arrivals, special offers and other discount information

Enter your email @

☐ I agree to subscribe to the newsletter

SUBSCRIBE

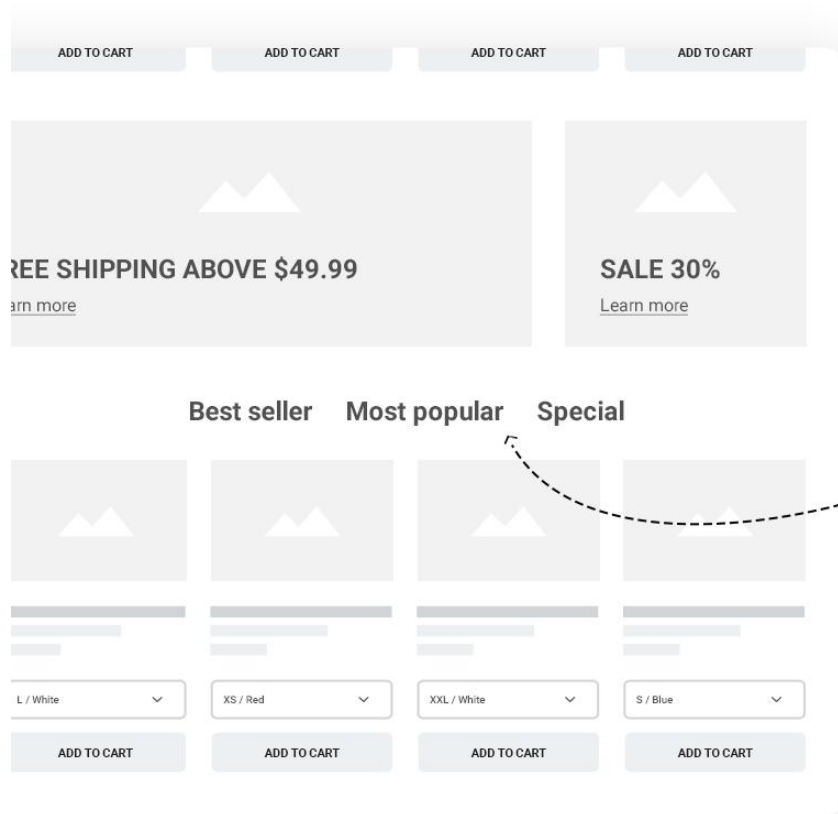
Open the menu on the left bar: [International / Translations](#)

Select the following type of translation of the [Modify translations](#) form: [Type of translation](#) :

- Installed modules translations
- Select your module: [Newsletter subscription](#)
- Select your language: the language you want to change the button text or make a translation for

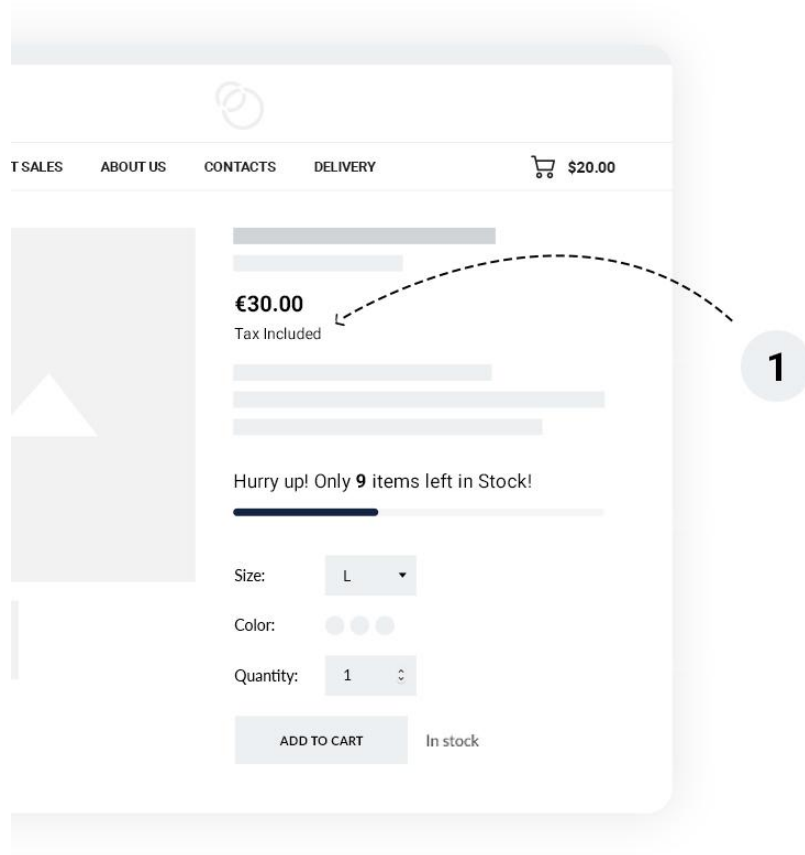
On the next page find the required expression and fill in the text in the appropriate field, then save.

## "New arrival", "Best seller", "Special"



Open [AN Theme Blocks](#) (the button on the left bar)  
Find the block with our products, open it, and start editing subblocks

## Tax included



Open the menu on the left bar: [International / Translations](#)

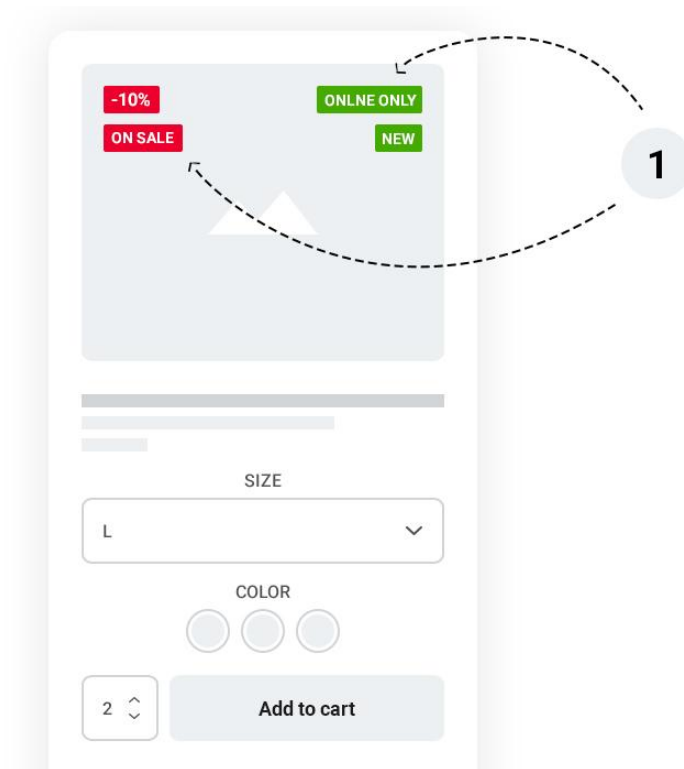
Select the following type of translation of the [Modify translations](#) form: [Type of translation](#) :

- Themes translations
- Select your theme: [Classic](#)
- Select your language: the language you want to change the button text or make a translation for

On the next page find the required expression and fill in the text in the appropriate field, then save.



## New, On sale, Online only



Open the menu on the left bar: [International / Translations](#)

Select the following type of translation of the [Modify translations](#) form: "Type of translation":

- Themes translations
- Select your theme: [Classic](#)
- Select your language: the language you want to change the button text or make a translation for

On the next page find the required expression and fill in the text in the appropriate field, then save.